


# ALABAMA

HUNTER EDUCATION

AND

HUNTING INCIDENT STATISTICS

2006-2007



COMPILED BY THE

ALABAMA DIVISION OF WILDLIFE  
AND FRESHWATER FISHERIES

ALABAMA DEPARTMENT OF CONSERVATION AND NATURAL RESOURCES

STATE OF ALABAMA  
BOB RILEY - GOVERNOR

DEPARTMENT OF CONSERVATION  
AND NATURAL RESOURCES  
M. BARNETT LAWLEY - COMMISSIONER

DIVISION OF WILDLIFE AND FRESHWATER FISHERIES  
M. N. PUGH - DIRECTOR

WILDLIFE SECTION  
GARY H. MOODY - CHIEF

RAY METZLER  
HUNTER EDUCATION COORDINATOR



# INTRODUCTION

This annual report contains statistics and information from hunting incident reports submitted to the Division of Wildlife and Freshwater Fisheries from May 1, 2006 - April 30, 2007.

For the purpose of this report, a hunting incident is any event outside of a building that results in injury or death to any person as a result of a person's actions while hunting game which is attributable directly or indirectly to a firearm or bow while in game habitat.

In general, the hunting incident rate has been lower during the past 5 years than any other 5 year period. Increased hunter awareness and education may have led to this decline. With increased hunter awareness and participation in the Alabama Hunter Education Program, hopefully the incident rate will continue to decline.

The purpose of this report is to provide statistical information on the similarities, causes, and frequency of hunting incidents in Alabama. This information is compiled and analyzed to direct activities and education designed to reduce Alabama's hunting accident rate. By publishing this information, the Alabama Division of Wildlife and Freshwater Fisheries hopes the increased awareness will help reduce the hunting accident rate in Alabama.

# ALABAMA HUNTER EDUCATION AND HUNTING INCIDENT STATISTICS

Hunting Season	Fatal Incidents			Non-fatal Incidents			Total Accidents	# Licenses Sold	Students Trained	Incident Rate (Incidents/100,000 licenses sold)		
	Firearms	Treestand	Total	Firearms	Treestand	Total				Firearms	Treestand	Total
1973-74	19	0	19	25	2	27	46	332,391	1,193	13.2	0.6	13.8
1974-75	5	0	5	20	0	20	25	347,999	2,686	7.2	0.0	7.2
1975-76	5	0	5	25	0	25	30	332,112	2,478	9.0	0.0	9.0
1976-77	11	0	11	25	0	25	36	336,991	3,217	10.7	0.0	10.7
1977-78	9	0	9	22	1	23	32	342,831	2,515	9.0	0.3	9.3
1978-79	6	1	7	17	4	21	28	353,779	1,622	6.5	1.4	7.9
1979-80	7	0	7	27	3	30	37	308,350	3,092	11.0	1.0	12.0
1980-81	7	1	8	35	1	36	44	322,100	3,203	13.0	0.7	13.7
1981-82	9	0	9	34	5	39	48	312,939	6,251	13.7	1.6	15.3
1982-83	6	2	8	33	3	36	44	299,272	6,124	13.0	1.7	14.7
1983-84	8	0	8	39	6	45	53	296,042	4,689	15.9	2.0	17.9
1984-85	15	0	15	37	4	41	56	294,027	4,098	17.7	1.3	19.0
1985-86	11	0	11	31	6	37	48	290,951	4,156	14.4	2.1	16.5
1986-87	6	0	6	34	8	42	48	303,538	6,403	13.2	2.6	15.8
1987-88	3	0	3	34	6	40	43	294,980	5,701	12.5	2.1	14.6
1988-89	6	2	8	37	12	49	57	291,042	5,875	14.8	4.8	19.6
1989-90	3	0	3	36	7	43	46	275,677	5,641	14.2	2.5	16.7
1990-91	3	0	3	29	6	35	38	279,100	5,879	11.5	2.1	13.6
1991-92	5	2	7	24	13	37	44	286,075	6,681	10.1	5.3	15.4
1992-93	7	0	7	31	9	40	47	287,500	11,511	13.2	3.1	16.3
1993-94*	5	1	6	22	8	30	36	282,366	11,814	9.6	3.2	12.8
1994-95	7	1	8	24	24	48	56	279,369	11,114	11.1	8.9	19.0
1995-96	4	1	5	26	10	36	41	285,014	11,810	10.5	3.9	14.4
1996-97	3	2	5	19	18	37	42	272,998	12,241	8.1	7.3	15.4
1997-98	2	1	3	22	14	36	39	273,199	12,232	8.8	5.5	14.3
1998-99	1	2	3	15	7	22	25	270,481	12,452	5.9	3.3	9.2
1999-00	1	3	4	15	19	34	38	272,222	13,815	5.9	8.1	14.0
2000-01	4	0	4	13	14	27	31	271,328	13,294	6.3	5.2	11.5
2001-02	3	0	3	18	17	35	38	272,005	11,275	7.8	6.3	14.1
2002-03	4	0	4	23	7	30	34	257,252	10,949	10.4	2.7	13.1
2003-04	2	1	3	11	9	20	23	267,099	10,654	4.9	3.7	8.8
2004-05	2	3	5	7	9	16	21	259,651	9,683	3.3	4.4	7.7
2005-06	3	0	3	5	9	14	17	256,063		3.1	3.5	6.6
2006-07	0	1	0	10	9	19	19	260,378	12,071	3.8	3.5	7.3

\* Program became mandatory

\*\* Estimate

# ALABAMA HUNTING INCIDENT SUMMARY 2006-07

- 20 TOTAL INCIDENTS
- 19 NON-FATAL INCIDENTS
- 9 TWO PARTY NON-FATAL FIREARMS INCIDENTS
- 2 SELF-INFLICTED NON-FATAL FIREARMS INCIDENTS
- 9 NON-FATAL TREESTAND INCIDENTS
- 1 FATAL TREESTAND INCIDENT

## SUMMARY OF 2006-2007 FATAL HUNTING INCIDENTS

Bullock County: On January 29, 2007, a 44 year old victim fell approximately 20 feet to the ground and sustained injuries to his back and internal organs. The victim died at Baptist South Hospital in Montgomery on February 6, 2007.

# FIREARMS HUNTING INCIDENT SUMMARY

CONTRIBUTING FACTORS	1992-93	1993-94	1994-95	1995-96	1996-97	1997-98	1998-99	1999-00	2000-01	2001-02	2002-03	2003-04	2004-05	2005-06	2006-07
Shooter Swinging on Game	4	8	5	3	4	2	2	2	2	4	1	0	1	0	3
Mistaken For Game	7	4	7	4	8	6	5	3	5	7	8	3	2	1	1
Victim Out of Sight of Shooter	6	1	5	4	2	5	1	1	4	0	7	2	2	1	3
Victim in Line of Fire	2	1	1	3	0	5	0	0	0	0	0	0	0	0	0
Removing/Placing Firearm In/Out Vehicle	1	3	0	3	1	0	0	0	2	3	0	1	1	1	0
Unloading Firearm	1	1	0	0	1	0	1	0	0	0	2	0	0	0	0
Clubbing Game	0	1	0	0	0	0	0	0	0	0	0	0	0	0	0
Unknown Self-Inflicted	0	2	0	1	1	0	1	0	0	0	0	1	0	0	2
Unknown Two-Party	1	1	2	0	0	0	0	0	0	0	0	0	0	0	0
Gun Fell From Insecure Rest	0	1	1	0	0	0	1	2	2	0	3	0	1	0	1
Improper Crossing of Fence/Obstacle	0	2	1	0	1	0	0	0	0	0	1	0	0	0	0
Mechanical Failure	0	2	1	0	0	0	0	0	0	1	0	0	0	0	1
Improper Handling	5	0	1	6	1	3	1	2	1	3	0	1	0	0	0
Riding With Loaded Firearm	2	0	1	0	0	0	0	1	0	0	1	0	0	0	0
Shooter Stumbled and Fell	0	1	1	3	0	1	2	2	0	2	3	0	1	0	0
Gun/Trigger Caught on an Object	0	0	4	1	1	2	1	1	1	1	0	1	1	3	0
Unknown Cause	0	0	1	1	2	0	0	1	0	0	0	0	0	1	0
Ricochet	0	0	0	0	0	0	0	0	0	0	0	1	0	1	0
Climbing/Descending Tree	0	0	0	0	0	0	0	0	0	0	0	2	0	0	0
Other	0	1	1	1	0	0	0	1	0	0	0	1	2	0	0
<b>Two Party Incidents (Land Type)</b>															
Private/Leased	20	17	14	16	16	8	9	7	14	16	5	5	4	11	
Public	1	2	3	2	1	1	1	2	0	2	2	0	1	0	
Open Permit	0	2	0	0	1	0	0	0	0	0	0	0	0	0	
Public Road	0	2	0	0	0	1	0	1	0	0	0	0	0	0	
Unknown	0	3	0	0	0	0	0	4	1	0	0	0	0	0	
<b>Was Shooter a Hunter Education Graduate?</b>															
Yes	5	4	6	6	5	7	2	0	3	11	3	1	4	0	
No	16	15	18	7	13	6	6	9	4	10	5	6	0	9	
Unknown	6	12	6	9	6	3	2	8	15	4	5	4	4	2	
<b>Alcohol Related?</b>															
Yes	2	1	1	1	0	0	0	1	0	0	0	1	1	1	
No	23	25	23	16	22	14	8	11	12	19	11	8	6	8	
Unknown	2	5	6	5	2	2	2	5	10	6	2	2	1	2	
<b>Did Victim Know Shooter (2-Party Incidents)?</b>															
Yes	20	20	14	13	14	8	7	8	10	16	5	5	3	5	
No	1	5	2	3	2	2	2	2	2	2	2	0	0	0	
Unknown	0	1	1	2	2	0	1	4	3	0	0	0	2	2	

## TREESTAND INCIDENT SUMMARY

Type of Treestand Used	1993-94	1994-95	1995-96	1996-97	1997-98	1998-99	1999-00	2000-01	2001-02	2002-03	2003-04	2004-05	2005-06	2006-07
Ladder Stand	1	5	1	3	4	4	6	3	5	0	4	3	1	1
Climbing Stand	5	10	5	4	4	0	4	6	8	3	5	3	6	6
Chain-on Type Stand	2	3	0	5	2	4	4	1	2	2	1	6	1	0
Permanent Platform	1	5	0	3	1	1	3	2	1	1	0	0	0	0
Unknown	0	1	3	0	2	0	4	1	1	1	0	1	0	0
Tree Limb	0	1	1	0	0	0	0	0	0	0	0	0	0	0
Other	0	0	1	1	2	0	0	0	1	0	0	0	0	0
Shooting House	0	0	0	0	0	0	1	1	0	0	0	0	1	2

### Accident Occurred While:

Sitting or Standing	4	9	4	10	7	2	4	6	11	4	3	6	5	2
Going Up	0	2	1	4	5	4	4	3	5	0	5	1	4	3
Coming Down	5	9	4	3	1	1	9	3	1	3	2	4	0	2
Unknown	0	5	2	2	2	2	5	2	1	0	0	2	0	2

### Victim Wearing Safety Belt:

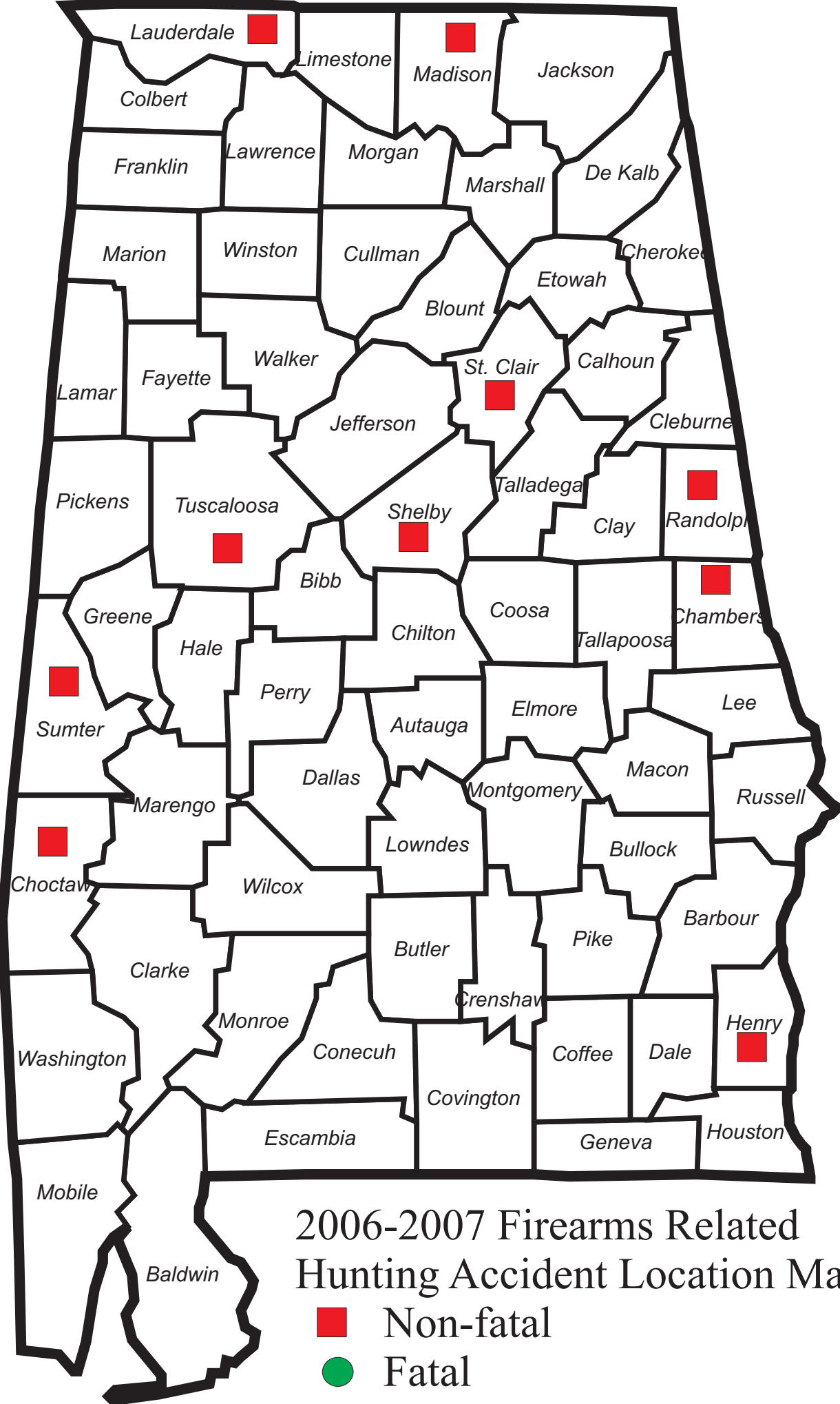
Yes	0	0	2	0	0	1	1	0	0	0	0	1	9	0
No	9	24	9	19	13	8	21	14	18	7	10	12	0	7
Unknown	0	1	0	0	2	0	0	0	0	0	0	0	0	2

### Alcohol Related

Yes	1	0	0	1	0	0	0	0	1	0	0	0	0	0
No	7	23	7	18	11	4	17	12	10	5	9	13	6	6
Unknown	1	2	4	0	4	5	5	2	7	2	1	0	3	3

### Hunter Education Graduate?

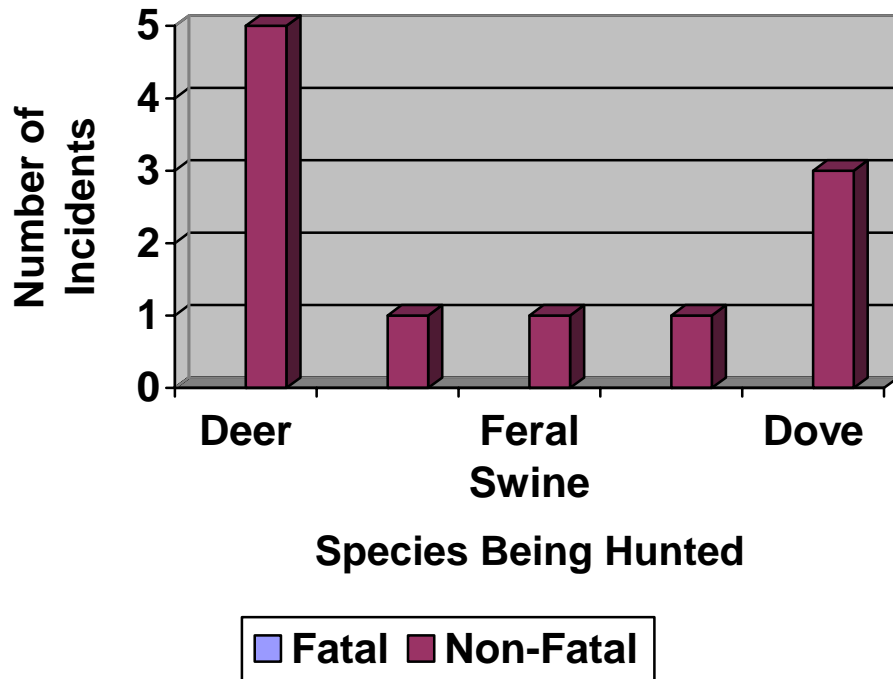
Yes	3	0	1	3	1	1	2	4	2	2	1	3	0	2
No	2	4	2	9	4	1	6	4	2	3	1	1	1	4
Unknown	4	21	8	8	10	7	14	6	14	2	8	9	8	3



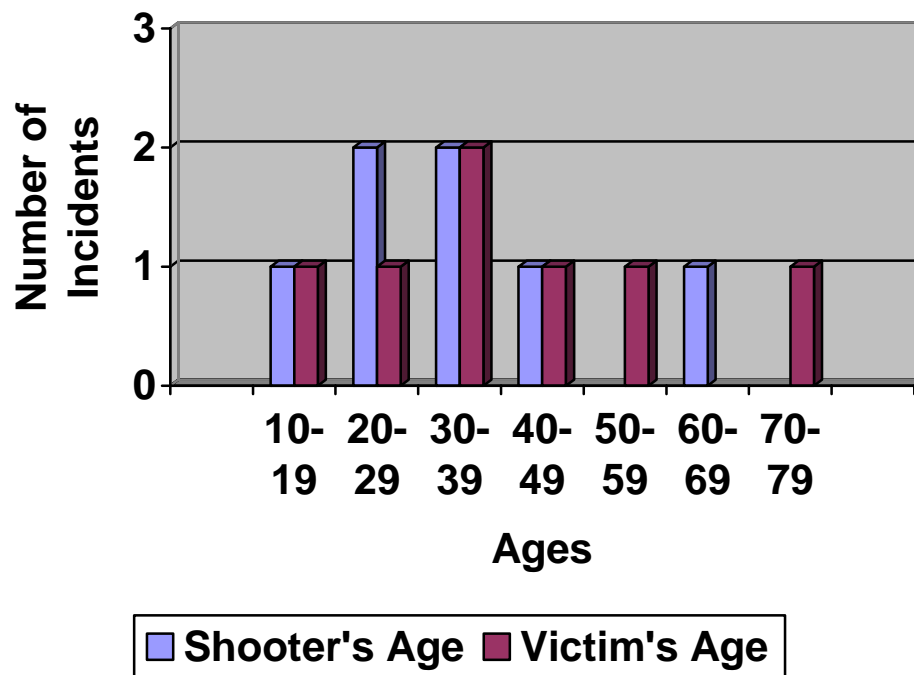
2006-2007 Firearms Related Hunting Accident Location Map

- Non-fatal
- Fatal

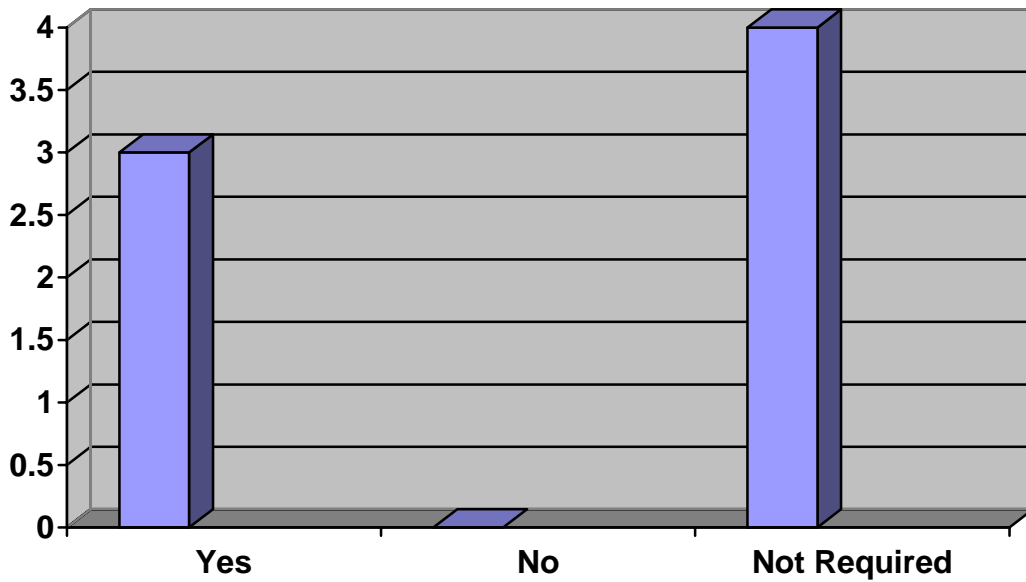
## SPECIES BEING HUNTED IN 2006-07 FIREARMS INCIDENTS



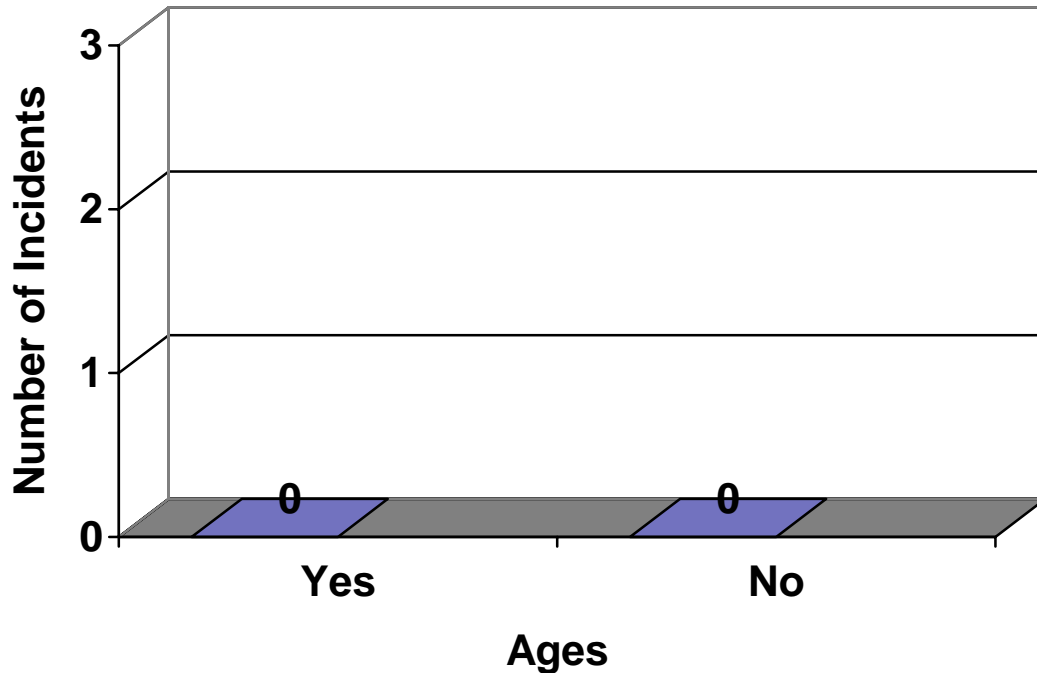
## AGE OF PERSONS INVOLVED IN 2006-07 TWO-PARTY INCIDENTS (FATAL AND NON-FATAL)



## VICTIMS WEARING HUNTER ORANGE IN 2006-07 TWO-PARTY NON-FATAL HUNTING INCIDENTS



## VICTIMS WEARING HUNTER ORANGE IN 2006-07 TWO-PARTY FATAL HUNTING INCIDENTS



There were no fatal firearms incidents during the 2006-2007 hunting season.

**Wildlife and Freshwater Fisheries**  
**2006-07 Non-fatal Firearms Incidents**

	Date of Accident	County	Age of Victim	Age of Shooter	Was shooter intoxicated?	Game	Type Gear	Muzzle to wound distance (yds.)	Self-inflicted or two-party	Victim wearing hunter orange in two party accidents	Was shooter a hunter education graduate?	Cause of accident	Date official report signed by investigating officer
1	9/16/2006	Madison	18	48	Unk	Dove	Shotgun	11-50 y	Other	NR	No	Victim covered by shooter swinging on game	9/19/2006
2	9/16/2006	Lauderdale	45	23	No	Dove	Shotgun	11-50 y	Other	NR	No	Victim covered by shooter swinging on game	9/18/2006
3	9/17/2006	St. Clair	31	12	No	Dove	Shotgun	51-100	Other	NR	No	Victim covered by shooter swinging on game	9/17/2006
4	12/10/2006	Randolph		16	No	Deer	Rifle	0-10 yds	Self		No	Horseplay with loaded firearm	12/11/2006
5	12/11/2006	Escambia	76	33	No	eral Hog	Rifle	51-100	Other	Yes	No	Victim mistaken for game (after dark)	12/12/2006
6	12/26/2006	Shelby		57	No	Deer	Rifle	0-10	Self		Unk	Defective firearm - assumption	12/27/2006
7	1/6/2007	Henry		15	No	Deer	Rifle	0-10	Self		No	Firearm fell from insecure rest	1/8/2007
8	1/30/2007	Tuscaloosa	24	25	No	Squirrel	Rifle	51-100	Other	Yes	No	Victim out of sight of shooter	1/30/2007
9	11/18/2006	Sumter		56		Deer	Rifle	0-10	Self			Shot self in foot - improper handling	
10	12/18/2006	Chambers	56	38	Unk	Deer	Shotgun	51-100	Other	yes	No	Victim out of sight of shooter	2/1/2007
11	4/11/2007	Choctaw	38	68	No	Turkey	Shotgun	11-50 y	Other	NR	No	Victim mistaken for game	4/12/2007

**Division of Wildlife and Freshwater Fisheries**  
**2006-07 Treestand Incidents**

	Fatal or Non-fatal	County	Date of Accident	Victim's Age	Game	Type of Weapon	Type of Treestand	Was victim wearing a safety belt and secured to tree?	Stand Height (ft)	Climbing ,Sitting, Coming Down	Cause of Accident	Date official report signed by investigating officer
1	Non-fatal	Tallapoosa	10/8/2006	40			Hang On	No	12	Descending	Fell, caught arm on railroad spikes, lacerations	
2	Non-fatal	Tuscaloosa	10/14/2006	50			Shooting House	No		Standing	Fell from ladder of shooting house	10/17/2006
3	Non-fatal	Escambia	12/1/2006	37	Deer	Gun	Ladder	No	12	Descending	Fell while descending ladder stand	12/2/2006
4	Non-fatal	Lamar	10/15/2006	42	Deer	Bow	Ladder	No	15	Descending	Fell while descending ladder stand	12/4/2006
5	Non-fatal	Escambia	12/19/2006	56	Deer	Rifle	Climbing	No	20	Climbing	Fell while climbing up with climbing stand	12/24/2006
6	Non-fatal	Elmore	12/2/2006	37	Deer	Rifle	Ladder	No	16	Standing	Fell from ladder stand after stand collapsed	1/11/2007
7	Non-fatal	Butler	1/20/2007	59	Deer	NA	Climbing	No	25	Climbing	Fell while ascending tree - pruning limbs	1/20/2007
8	Non-fatal	Macon	1/28/2007	46	Deer	NA	Shooting House	NA	10	Sitting	Shooting house blew over - not anchored in ground	1/29/2007
9	Non-fatal	Jackson	11/26/2006	44	Deer	Rifle	Climbing	No			Fell from treestand	1/29/2007
10	Fatal	Bullock	1/29/2007	44	Deer	Rifle	Climbing	No	20	Sitting	Reported that climbing treestand failed	2/16/2007